

ADDRESS:
6 HONEYPOT WAY
CHURCHLANDS
6018
PERTH, WA
AUSTRALIA

TEL:
RICKY COETZEE
+61(0)410 373 462

EMAIL:
chimcon@bigpond.com



CHIMNEY CONSULTANTS




CHIMNEY CONSULTANTS

STRUCTURAL & FORENSIC
ENGINEERS


CHIMNEY DESIGNS, INSPECTIONS &
FORENSIC ENGINEERING

WWW.CHIMCON.COM.AU



TEL:
RICKY COETZEE
+61(0)410 373 462
EMAIL:
chimcon@bigpond.com

CHIMCON SPECIALIZES IN ALL
ENGINEERING ASPECTS FOR CHIMNEY
STRUCTURES. THIS INCLUDES
INSPECTIONS OF INTERNAL LININGS
AND WINDSHIELDS AND THE DESIGN
OF STEEL OR REINFORCED CONCRETE
CHIMNEYS.




FLUE & WINDSHIELD INSPECTIONS

Flue inspections are done from the inside of the flue by using our patented video inspection system. The system provides a 360 deg view of the flue wall for full inspection. It can operate under total darkness or zero lux (0 light intensity). The inspection is recorded which is also used to generate the report.

Our services include:

- Internal & external inspections
- Structure lifetime predictions
- Structural and thermal dynamic analysis
- Stress analysis
- Structural integrity prediction
- Damage assessments
- Remedial actions
- Costs of repairs
- Material assessments
- Specifications
- Project management



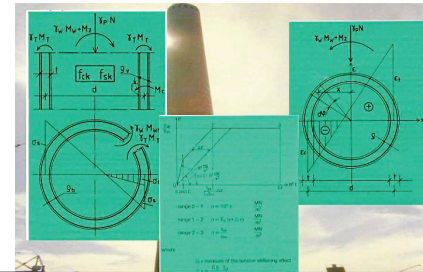
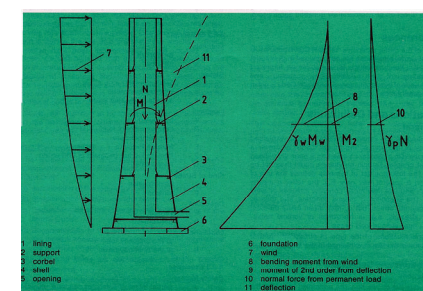
FORENSIC ENGINEERING

Many of the failures we investigate ranges from assessing cracks, collapses, unwanted deflections, thermal problems, under-designed, structure degradation, vibration problems, etc.

We offer comprehensive evaluations, including:

- state-of-the-art structural & finite element analyses,
- structural condition and damage assessment surveys,
- computer animated reconstruction,
- reliability and risk analyses,
- due-diligence consulting,
- component or material testing

Once the root cause of the failure is known, and the extent and severity of the distress are fully assessed, we recommend optimal repair options. We recognise that discovering the true cause of a failure is of no value unless we can effectively convey technical engineering aspects, particularly to clients whose expertise lies elsewhere.



DESIGNS

CHIMCON design all types of chimneys from guyed steel chimneys, free standing steel chimneys to tall reinforced concrete chimneys.

Design capabilities for a chimney entail the complete design, such as:

- Draft & Thermal calculations
- Interspace ventilation calculations
- Natural frequencies
- Foundation
- Windshield
- Supporting platforms
- Brick and steel flue linings
- Steel ducts

We also provide the following:

- Independent design reviews
- Structural and thermal dynamic analysis
- Stress analysis
- Forensic investigations & analysis
- Structural investigations
- Life expectancy studies

Project management with regard to the construction and maintenance repairs also forms part of our services.

